



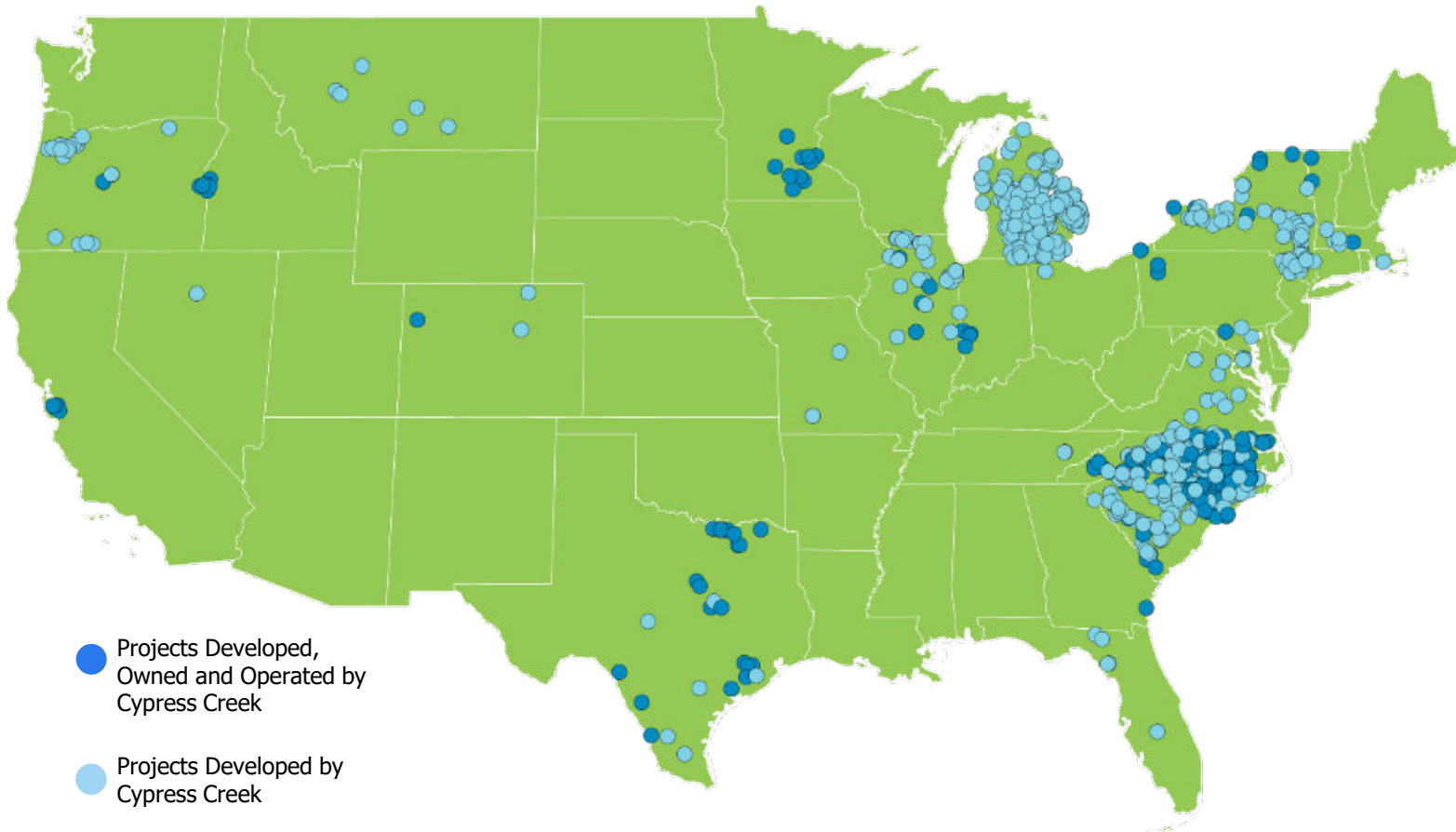
Agrivoltaics 101: Policy and Market Conditions in the Southeast

Mike Storch, Associate Director of Sustainability and Community Impact

SACE Agrivoltaics 101 Webinar, 3/12/2026

DEVELOPMENT EXPERIENCE

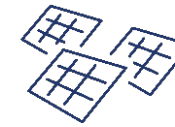
Our capabilities have been refined through years of successful development



- Projects Developed, Owned and Operated by Cypress Creek
- Projects Developed by Cypress Creek



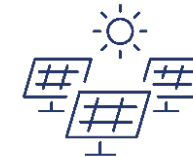
15GW Solar Energy Developed to Date



Transmission-Scale and Community Solar Projects



Standalone and co-located storage



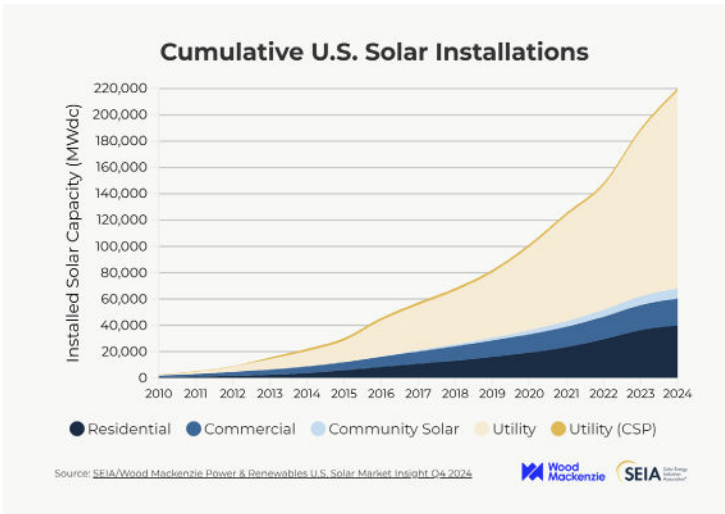
850+ Projects in **22** States



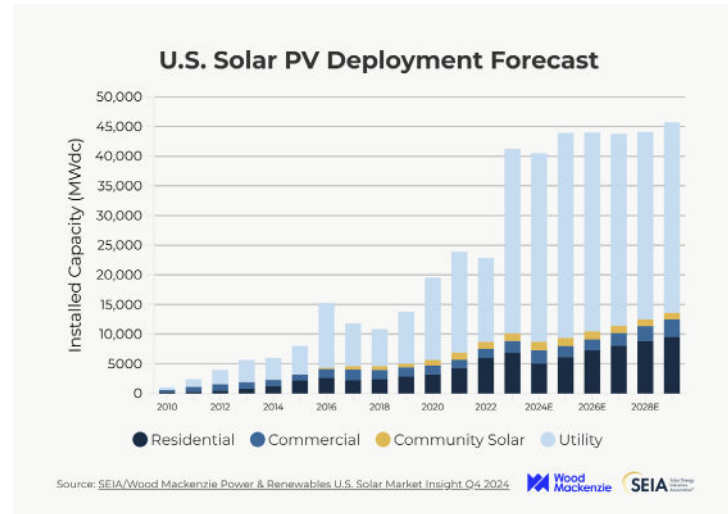
10+ years of experience developing and commercializing renewable energy assets

SOLAR DEVELOPMENT IS GROWING RAPIDLY

Insights from the Solar Energy Industries Association

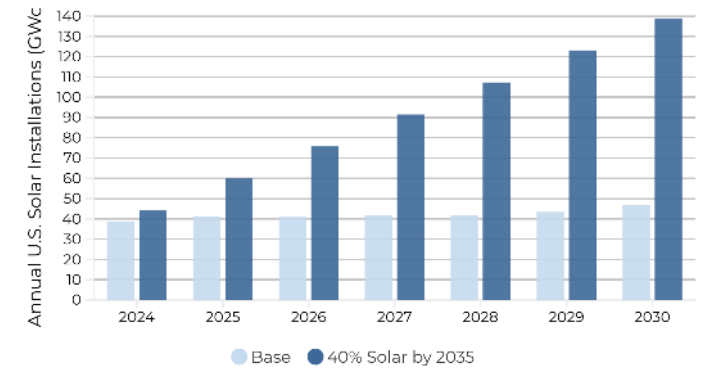


“In the last decade, solar deployments have experienced an average annual growth rate of 26%.”



Installations of around 40-45GW annually for next 5 years

U.S. Solar Market Forecasts Under Various Policy Scenarios & Goals



“Annual installations will need to grow to nearly 140GW by 2030, with cumulative totals over 800GW by the end of the decade to meet the goal of 100% carbon free electricity by 2035”

CHALLENGES TO SOLAR DEPLOYMENT

Policy changes, interconnection timelines/congestion, labor, supply chains, and local permitting




FOX 8 News Weather Winter Weather Center Politics

PIEDMONT TRIAD NEWS

Davidson County approves moratorium on solar farms over concerns

by: Cassie Fambro
Posted: Dec 16, 2024 / 11:09 PM EST
Updated: Dec 16, 2024 / 11:10 PM EST




NEWS-HERALD

Home News Sports Opinion Society Obits Business Classifieds Services

Northampton enacts solar farm moratorium

Published 5:06 pm Friday, July 5, 2024

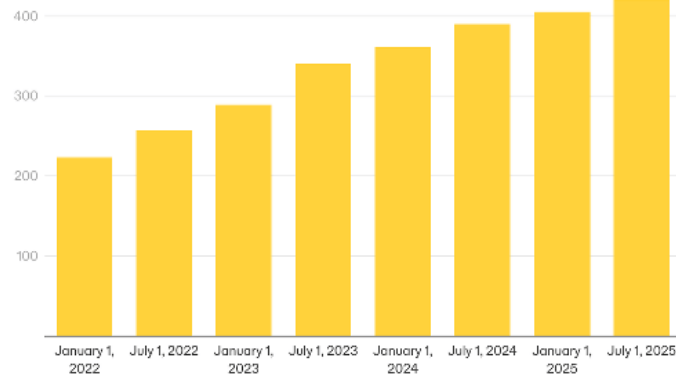
By Holly Taylor



NO MORE SOLAR FARMS
NO! NO!

An opponent of solar farms displays a sign at the June 27 meeting of the Northampton Commissioners. Staff Photo by Holly Taylor

Number of counties where renewables are restricted



Because we can't always say for certain when a restrictive law was passed, the numbers only account for ordinances that can be time-pegged, and are lower than the total number of counties with restrictive ordinances.

Source: Heatmap Pro

My Tarboro Today

Live. Local. News.



HOME NEWS LAW ENFORCEMENT EDUCATION OBITUARIES OPINION EVENTS SERVICES LEGAL NOTICE

NEWS > LOCAL

Commissioners enact nine-month moratorium on new solar farms

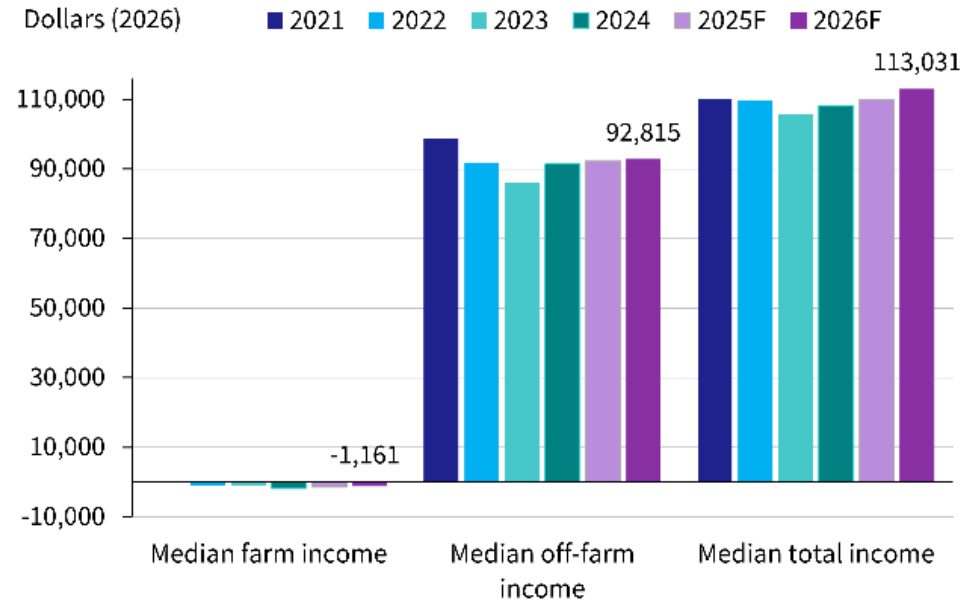
Tue, Nov 05, 2024

LATEST NEWS

- Town Council f
- Mon, Jan 13,
- Tarboro coach
- Sun, Jan 12, 2
- Jeff Craddock

SOLAR AND FARMING

Median farm income, off-farm income, and total income of farm households, 2021–26F



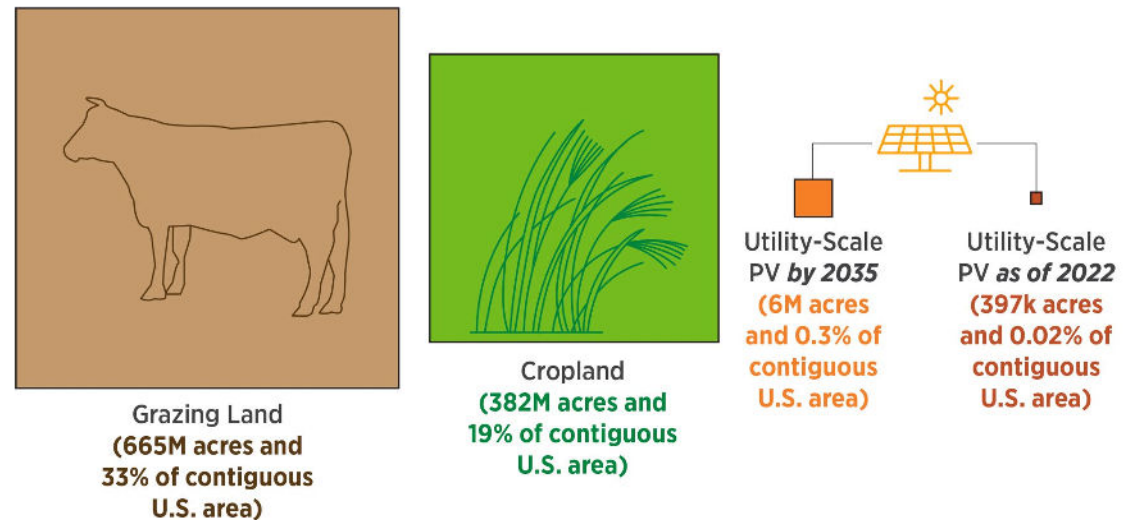
Note: F= forecast. Values are adjusted for inflation using the U.S. Bureau of Economic Analysis Personal Consumption Expenditure Price Index (BEA API series code: DPCERG) rebased to 2026 by USDA, Economic Research Service. The median is the income level where half of all households have lower income and half have higher incomes. Because farm and off-farm income are not distributed identically for every farm, median total income will generally not equal the sum of the median off-farm and median farm income.

Source: USDA, Economic Research Service and USDA, National Agricultural Statistics Service, Agricultural Resource Management Survey. Data as of February 5, 2026.

“Results show that 81.8% of respondents would be more likely to support solar development in their community if it integrated agricultural production.”

Source: Pascaris, A.S., Schelly, C., Rouleau, M. *et al.* Do agrivoltaics improve public support for solar? A survey on perceptions, preferences, and priorities. *GRN TECH RES SUSTAIN* 2, 8 (2022). <https://doi.org/10.1007/s44173-022-00007-x>

Grazing land is 111x larger than projection of PV in 2035 for decarbonization



Source: USDOE

AGRIVOLTAICS AS A SOLUTION

1. Help stabilize farmer income,
2. Reduce land conflicts, optimize land use
3. Increase acceptance in local communities for solar
4. Strengthen local food systems
5. In some cases, improve food and crop yields
6. Reduce water consumption in certain cases
7. Preserve farmland
8. Many more...

AGRIVOLTAICS AND CYPRESS CREEK

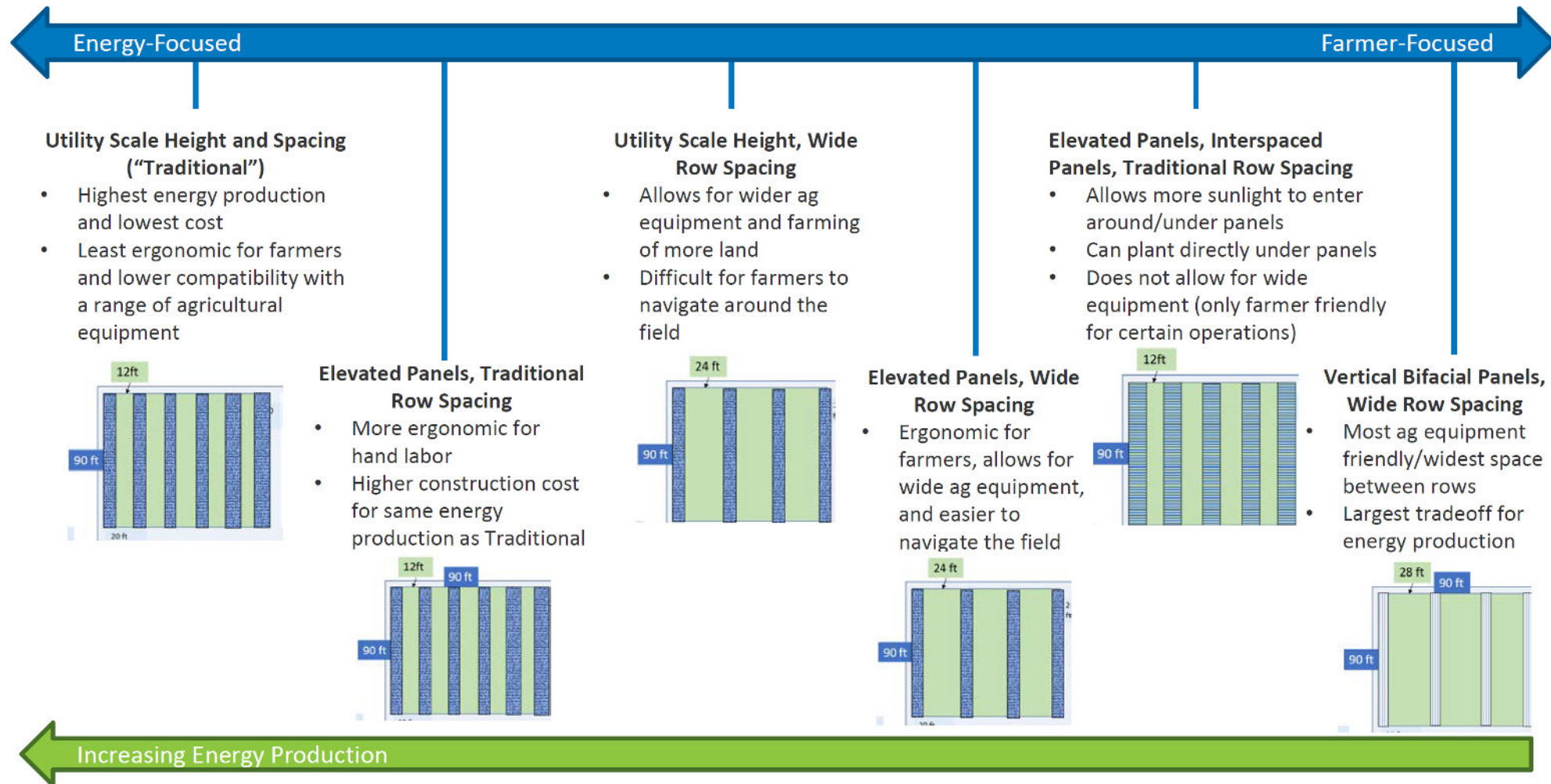
We are excited about agrivoltaics!

- Consider projects on a case-by-case basis
- Engaging landowners on their interest to take part in agrivoltaics
- In Dec 2024, CCR took part in a roundtable discussion on agrivoltaics with the Director of the USDA, prominent farming organizations, and solar industry representatives
- Advocating for policies
- Board Member of the Solar and Farming Association
- Advisory Committee member for Renewable Energy Farmers of America
- Corporate partners with the American Farmland Trust Smart Solar Initiative
- Corporate members of the American Solar Grazing Association



CONFIGURATION TRADEOFFS

Location, electricity market or compensation, electrical infrastructure, and land dictates the agrivoltaics array



AGRIVOLTAICS NATIONALLY



637
Sites



13679
Megawatts



84614
Acres

Agrivoltaic Activities 1

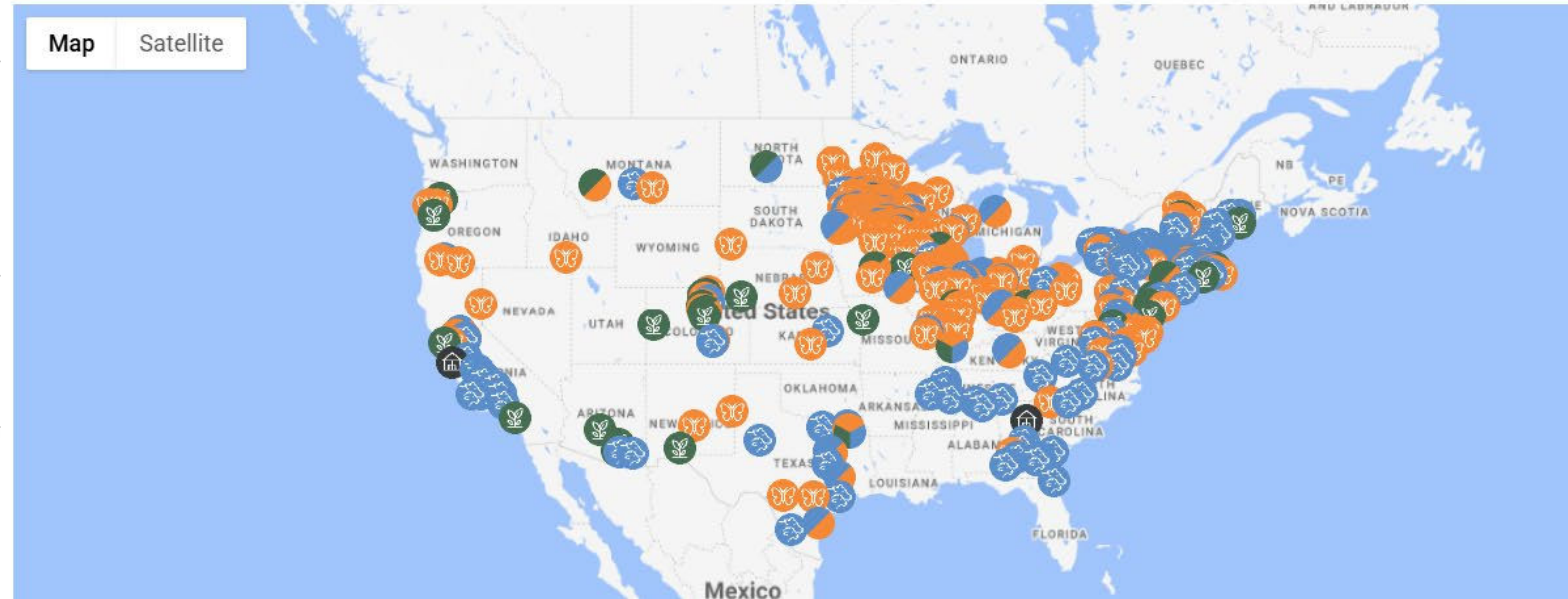
- Crop Production
- Habitat
- Grazing
- Greenhouse

Photovoltaic Technology

- Monofacial PV
- Bifacial PV
- Translucent PV

System Size MWdc

- < 1 MW
- 1-5 MW
- 5-10 MW
- 10-100 MW
- >100 MW



High prevalence in:

- Northeast
- Midwest
- Texas
- Colorado

- 5,000 acres (940 MW) with crop production
- 34,000 acres (6.2 GW) with ecovoltaics/pollinators
- 72,200 acres (11 GW) with grazing (sheep, cattle, llamas and alpacas)
- Mostly in small scale facilities

AGRIVOLTAICS NATIONALLY CONT.

Figure 3: Agrivoltaic Projects by System Size in Megawatts and Activity Type



Source: DOE, NREL, 2025.

STATE POLICIES DRIVING AGRIVOLTAICS

State Funded Research	Direct Compensation	Tax Exemptions	Procurement Guidelines/Incentives
Colorado New York New Jersey Oklahoma (pending)	Massachusetts	Maryland Nevada Colorado	Illinois New Jersey New York Maryland Michigan (pollinator) Virginia (pollinator) Minnesota (pending)

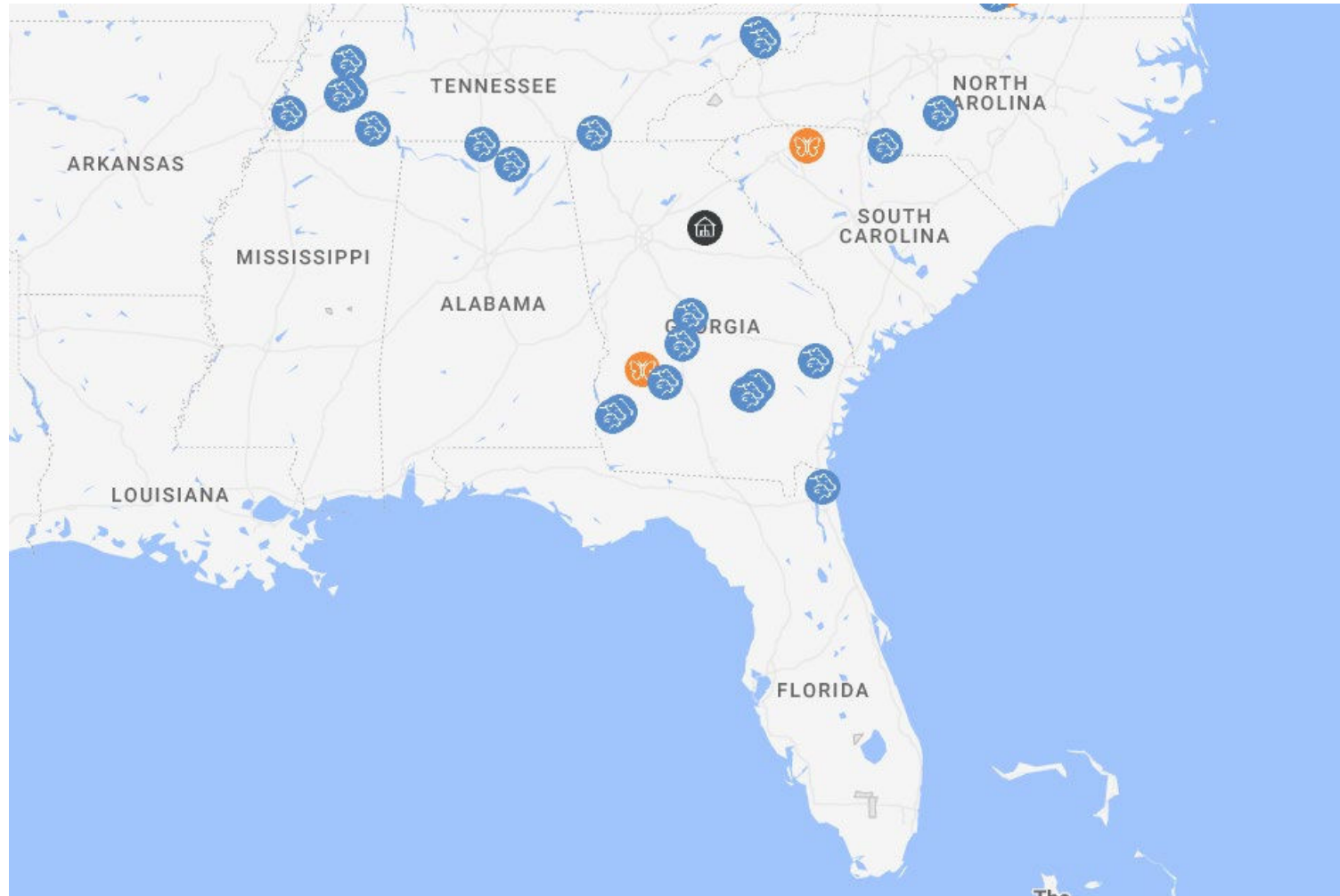


Hay being baled at Lightstar Renewable's Plains Road Solar facility, a NYSERDA grant awardee. Courtesy of American Farmland Trust

Source: [AgriSolar Policy Guide](#), [US DOE](#), [Minnesota Board of Water and Soil Resources](#), [National Caucus of Environmental Legislators \(2025\)](#)

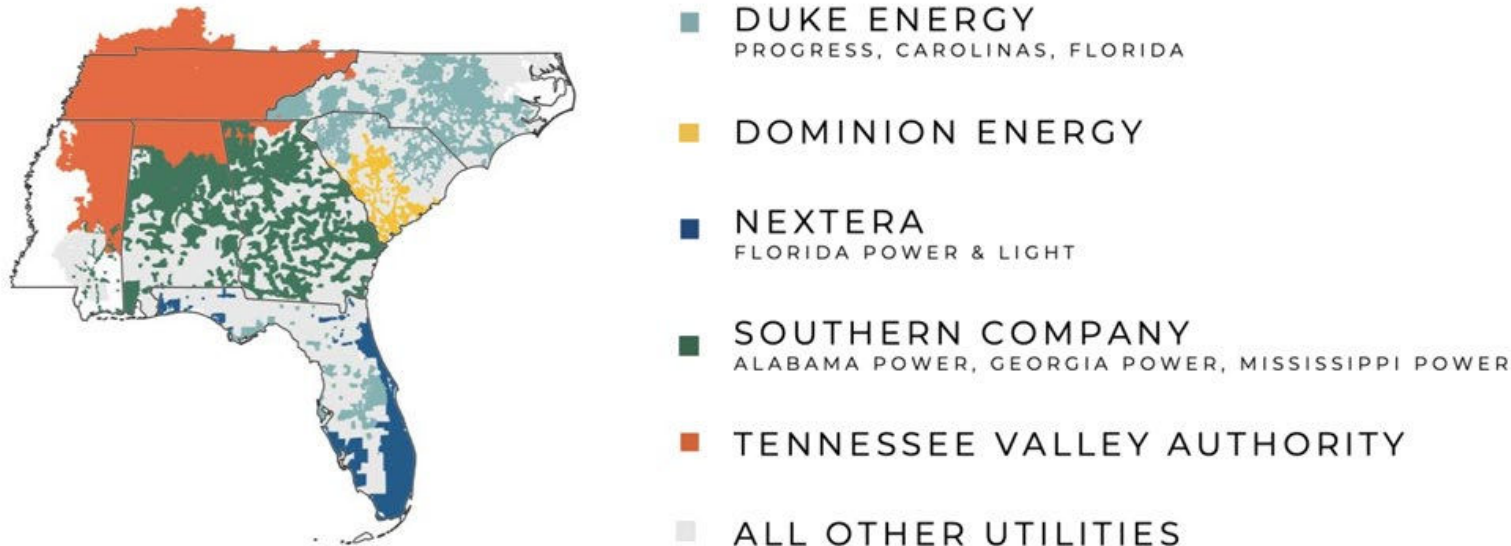
AGRIVOLTAICS IN THE SOUTHEAST...

Mostly grazing, sites ranging between 6-1800 acres - Very little agrivoltaics... Why?



Source: [National Laboratory of the Rockies InSpire Map](#)

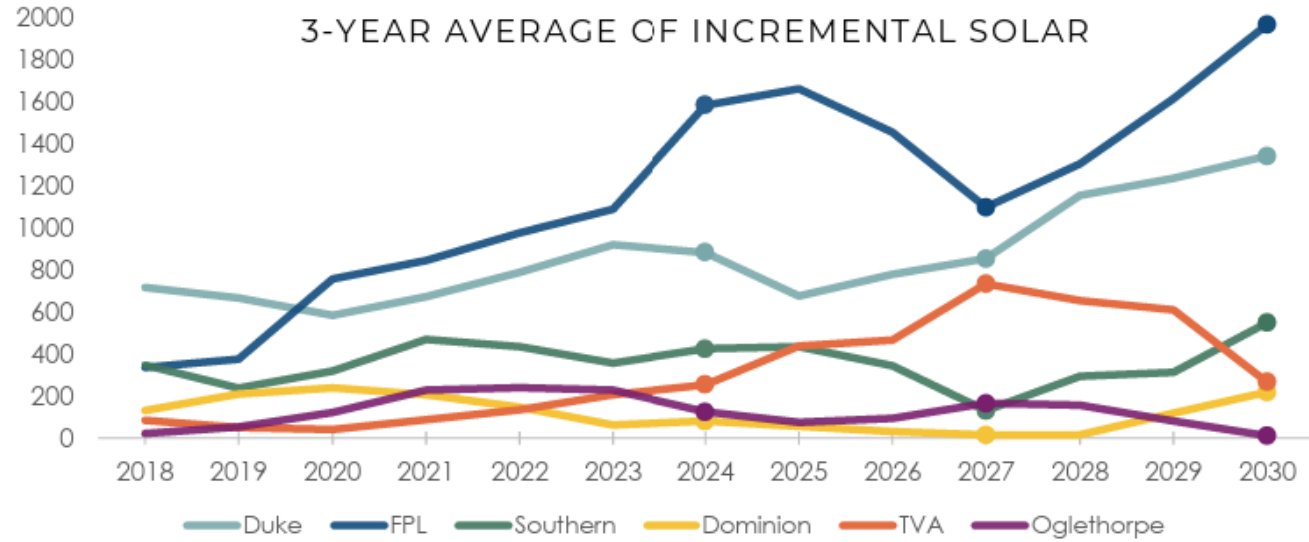
SOUTHEAST MARKET AND UTILITIES



- Mostly Investor-Owned Utilities, regulated monopolies (minus TVA)
 - Vertically integrated
 - Regulated by state utilities commission
 - Own much of their own generation, limited opportunities for independent power producers (IPPs)
 - **Goal: ensure grid reliability while limiting costs to rate payers**
- State energy policies and economics drives solar deployment
- Minimal incentives for land stewardship or agrivoltaics in procurements

Source: SACE's Solar in the Southeast Eighth Edition Report, October 2025

SOUTHEAST MARKET FORECAST FOR SOLAR



Source: Southern Alliance for Clean Energy (SACE), "Solar in the Southeast" Eighth Edition Report published October 2025.

UTILITY COMPANY	2022-2024	2025-2027	2028-2030
Florida Power & Light	1,585	1,099	1,968
Duke Energy	885	854	1,343
Southern Company	425	132	550
Tampa Electric	288	216	213
TVA	255	735	611
Oglethorpe	124	166	11
Florida Municipals	107	293	498
Dominion Energy	82	15	219
Santee Cooper	71	45	8

SOUTHEAST AG PRODUCTS

State	NC	SC	TN	GA	AL	MS	FL
Top commodity exports	Tobacco ■ □ □ □ ij خ ك ك □ □ □ □ □ □ f _ π M κ ˘ C ij □ □ E κ ı ˘	Turkey f _ π M κ ˘ ij □ □ E κ ı ˘ ■ κ ı ˘ □ □ □ f □ □ f □ □ □ □	Soybean f □ □ □ □ f _ π M κ ˘ f □ □ ø ı ش	Cotton f _ π M κ ˘ ■ κ ı ˘ M κ □ ^ κ κ κ	Chicken f □ □ □ □ ^ κ κ κ	Soybean f □ □ □ □ f _ π M κ ˘	Fruits Ŝ κ - κ □ □ E κ □ □



Figure 1. An image of the soybean trial near mid morning at RAREC in 2024. Note: the double AV panel block (closest) with the single AV block (in the background), followed by the control block (no panel) are facing east toward the sun.

Source: [2024 Agrivoltaics Soybean Harvest at RAREC in Southern New Jersey](#)



Source: [Center for Rural Affairs - Photo courtesy of Huwa Enterprises](#)

CONSIDERATIONS FOR SOUTHEAST

- State funded research projects
- More education to local communities, governments, and state officials
- State or local policies that incentivize agrivoltaics
- Change incentive structure in utility procurements of solar
- Work with the agricultural community to identify challenges for them
- Expand markets for residential and community solar
- Potential for federal agrivoltaics definition



NC State Ribbon cutting for Nevados tracking and sheep grazing training center at Lake Wheeler on NC State campus 2026

ADDITIONAL RESOURCES

Many organizations are dedicated to this topic

Government organizations for research:

- National laboratories like National Laboratory of the Rockies InSPIRE project and Argonne National Laboratory

Non-profit organizations:

1. American Solar Grazing Association
2. AgriSolar Clearinghouse
3. American Farmland Trust Smart Solar initiative
4. Solar and Farming Association
5. Jack's Solar Garden and Colorado Agrivoltaic Learning Center
6. Solar Farm Summit

Universities:

1. Rutgers University
2. Cornell University
3. University of Michigan
4. University of Illinois
5. NC State University
6. University of Colorado
7. Arizona State University
8. University of New Mexico
9. University of Arizona
10. Many more...

Contact: mike.storch@ccrenew.com
LinkedIn as Michael Storch

THANK YOU

Cypress Creek
RENEWABLES



EXTRA: STATE AGRIVOLTAIC POLICIES

- **Colorado** - (SB23-092), Authorized state funding for agrivoltaic research and demonstration projects
- **Illinois** - Community solar point-based incentive program that has led to 4,000+ acres of solar farms with dual use activity
- **Nevada** – In 2025, passed the A.B.479 law which updates the state property tax code so agrivoltaic land qualifies as agricultural use, granting it the same property tax benefits as traditional farmland.
- **New Jersey** - authorized an agrivoltaics pilot program of up to 200 MW on unreserved farmland and funded an R&D system at the Rutgers New Jersey Agricultural Experiment Station.
- **New York** - state based research grants (\$7 million in grants awarded recently), and agrivoltaic specific RFPs
- **Maryland** - Request for Proposals (RFP) incentives for community solar agrivoltaics and tax exemptions
- **Massachusetts** - enacted a feed-in tariff adder of \$0.09/kWh for agrivoltaic projects through its Solar Massachusetts Renewable Target (SMART) program
- **Virginia** - Smart Solar Pollinator Cards
- **Michigan** - enacted a pollinator program
- **Minnesota** – habitat solar friendly program
- **Oklahoma** – state funded research